

MARCH 2022

carmel

Mountain Preschool



March Events

March 2: Jack Hartman's Birthday/Hawaiian Day

March 29-31: Picture Day

March 29: Rooms 1A, 1B, 3A, 5A, 5B, 12A, 12B

March 30: Rooms 2A, 4A, 6A, 6B, 6C, 13, 14

March 31: Rooms 2B, 3B, 4B, 7, 8, 9, 10, 11



Parking Lot Safety

REMINDER:

While driving in the parking lot, **please stay off of your cell phone**. Be on the look out for children, parents, and other cars.

Please do not leave any children in the car unattended.



Make sure you are **holding your child's hand** at all times while in the parking lot.

If your child's class is upstairs, please park in the middle or upper lot.

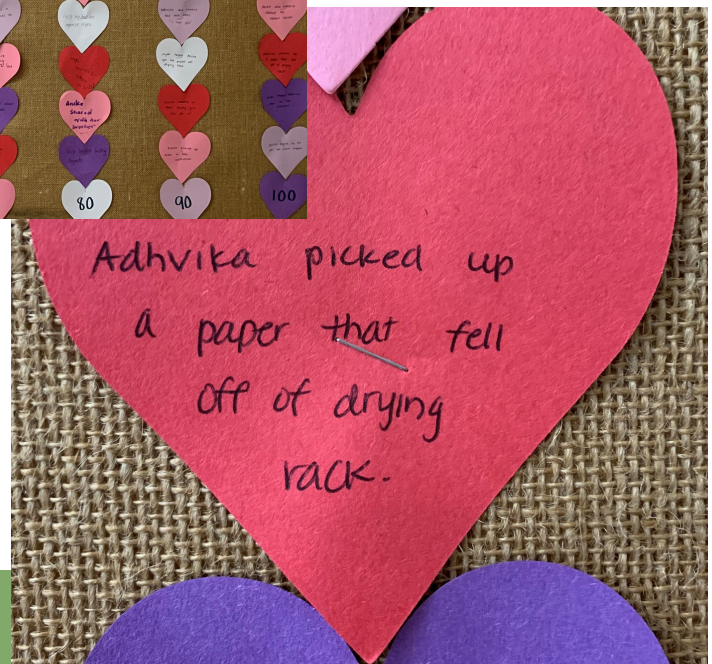
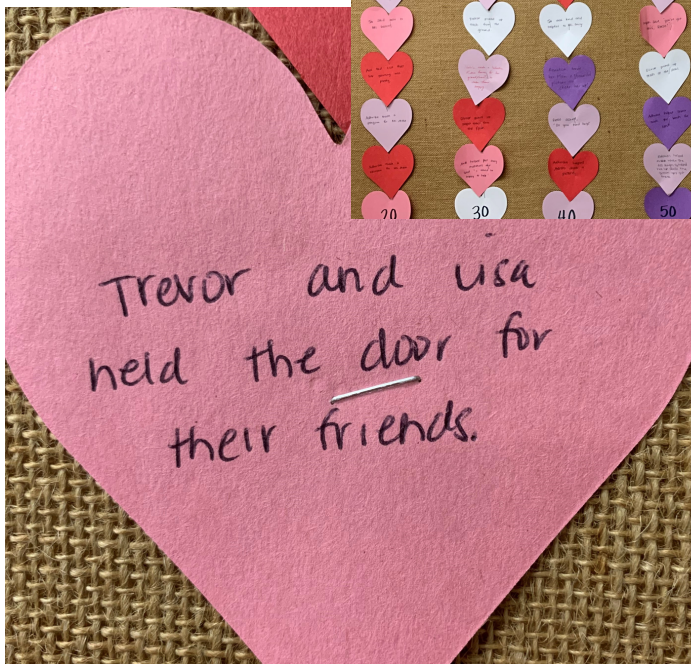
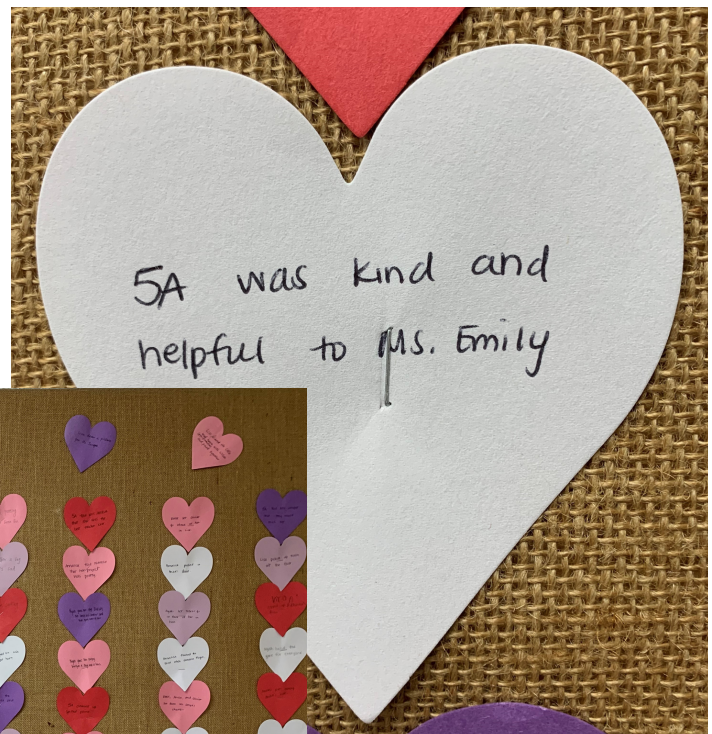
**Thank you for
helping keep
CMP safe**



Class Projects

100 Days of Kindness

Rooms 5A and 5B spent February tracking their kind acts. Each class tried to reach 100 acts of kindness, both exceeded that goal. Thank you for being kind friends!





Join us in celebrating Jack Hartmann's birthday! On March 2nd wear your best hawaiian shirt and get ready to rock!!

- Tooty Ta
- Count to 100
- Cleanup Vacuum Cleaner
- Penguin Dance
- Cowboy Count
- Crossover
- Workout to the Letter Sounds



Family Eco Challenge

Natural Spring Cleaning!

Practice your science skills as a family to make some natural cleaners. Tidy up your house together and think about what you can reuse, repurpose, and upcycle!

Homemade All-Purpose Cleaner With Essential Oils

This homemade cleaning solution is all-purpose for most surfaces, except for glass.

What you'll need:

- 3/4 cup water
 - 1/4 cup rubbing alcohol
 - 5 to 10 drops of your favorite essential oil
 - 1 squirt natural dish soap
 - 16-ounce spray bottle
-
- Pour all the ingredients into the spray bottle
 - Shake well
 - Spray onto the surface and wipe with a microfiber cloth



Family Eco Challenge

Homemade Glass Cleaner

With five simple ingredients, you can make a natural glass cleaner for all your smudge- and streak-destroying needs.

What you'll need:

- 2 cups water
- 2 tablespoons white vinegar
- 2 tablespoons rubbing alcohol
- 5 drops peppermint essential oil
- 24-ounce spray bottle

Pour all the ingredients into the spray bottle. Shake well. Spray onto the surface and wipe with a microfiber cloth.

Looking to recycle, repair, donate, or properly dispose of an item? Check out:

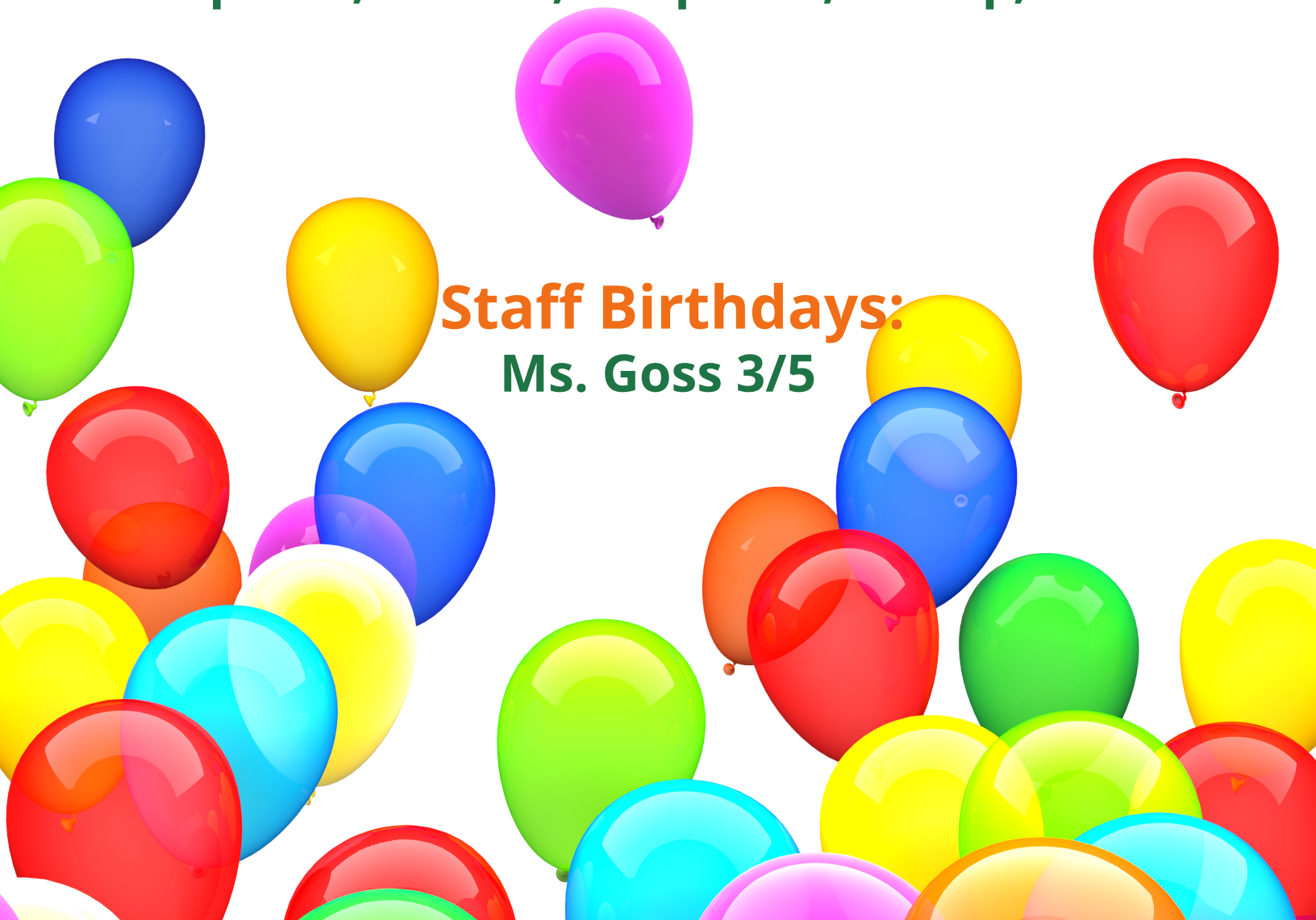
Wastefreesd.org





Happy Birthday

Owen, Bodhi, Jacob, Jordi, Isabella, Lukas,
Alivia, Lennon, Emmie, Sammy, Saavi, Aurora,
River, Conor, Lanah, Haruma, Adhvith, Chase,
Harper S., Aarohi, Harper V., Wenqi, Allison



Staff Birthdays:
Ms. Goss 3/5



Follow us on
Instagram



@CarmelMountainPreschool #CMPkids #CMPfun

February Basket Winners

Thank you to all of those who participated in this month's drawing. We asked you to guess how many Valentine's items were in the jar. **There were 245!**

Congratulations to our winners:

Miles M., 6B

Noah V., 6C

Logan R., 9

Ms. Jacque



Conscious Discipline

"When we attribute positive intent to a child's behavior, we are able to stay calm and help calm the child. Although we send children the message that their choices of behavior are not helpful, we also send the message that their inner core is good enough. With this frame as the backdrop, most children are willing and motivated to learn a new skill, comply with adult commands, or choose a more appropriate behavioral response."



@consciousdiscipline

"YOU WANTED..."

AND "YOU WERE HOPING..."

This is the language of **Positive Intent**.

It sends the message that we believe children who act out are simply trying to get their needs met or express their feelings with the skills they can access

in that moment.

AN EXAMPLE

For example, let's say a child pushes her friend. **Why** did she do it?

- A. She wanted to be hurtful.
- B. She enjoys behaving disrespectfully.
- C. She wanted her friend to move, and **she didn't know** how to ask.



WE GET TO MAKE UP THE INTENT

The truth is, we don't really know. We now have a **choice**. We can make up a negative story or a positive story about why the child pushed her friend. Using the Power of Love and the Skill of Positive Intent allows us to make up the story in a **positive way**, setting us up for learning and problem solving.

TEACH THE MISSING SKILL

Say, "You wanted your friend to move." This statement **acknowledges** the child's needs without labeling the child as bad. You now have the opportunity to **teach**. Now say, "When you want your friend to move, say, 'Excuse me.'" This teaches the child a new skill and an acceptable, healthy way to meet her needs.

WHAT IF WE GUESS WRONG?

Sometimes, parents and teachers ask me, "What if I guess the child's intent incorrectly?" The accuracy of your guess is not important. The point is that you're choosing to see the child in a **positive light**. In most cases, the child will correct you if your guess is wrong.



Looking Ahead To April

April 1: Make-Up Picture Day

April 4: Closed, Teacher In-Service

April 5-8: Spirit Week

April 13: Pajama Day

April 14: Onesie Day

April 18-22: Spring Book Fair

April 26-27: Art Show

